

The Management of Woodlands of Historical and Cultural Interest

John Stride
Forestry Commission
South East & London







- World Heritage Site
 - Unlikely



www.aeropic.co.uk

- World Heritage Site
- **Scheduled Ancient Monument**
 - Quite likely
 - Statutory protection
 - English Heritage



- World Heritage Site
- Scheduled Ancient Monument
- **Registered Park & Garden**
 - Quite likely
 - Statutory protection
 - English Heritage



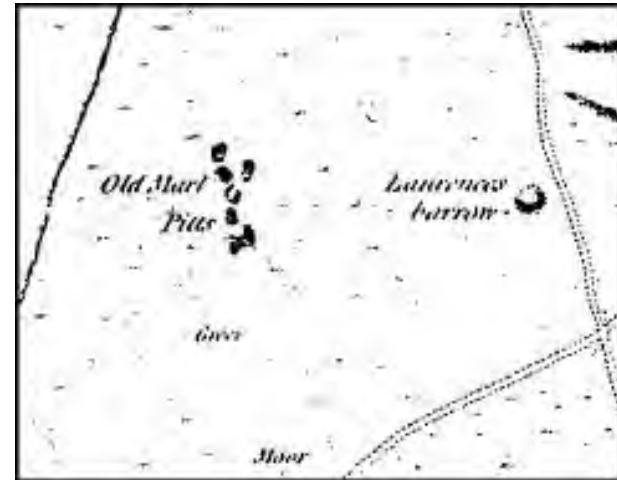
www.english-heritage.org.uk

- World Heritage Site
- Scheduled Ancient Monument
- Registered Park & Garden
- **SPA/SAC/SSSI/Heritage Coast**
 - May have particular reference to historical interest



www.newforest.gov.uk

- World Heritage Site
- Scheduled Ancient Monument
- Registered Park & Garden
- SPA/SAC/SSSI/Heritage Coast
- **Identified by local interest group/archaeology society, county council, NPA**
 - May not have specific statutory protection but best practice and common sense (courtesy) would suggest forest managers build these into their plans



www.fieldclub.hants.org.uk

Contact the local historic environment services for information on the historical context; check to see if a historic assessment /categorisation has been undertaken or the landscape is listed or registered as being of historic or design interest.

- English Heritage
- County Council
- Local Authority
- National Park Authority
- AONB
- Local Interest Group
- Neighbours

Consider the impacts of forestry on the historical context and landscape character in forest management plans; consider opportunities to complement, enhance or re-create landscapes of historic interest.

Use what you learn to help you plan

Ensure the plan clearly sets out your reasons for decisions and makes it easy for those who will use the plan, to interpret it correctly – maps!

- Plan appropriate open space around Scheduled Ancient Monuments – 20m? Seek EH advice.
- Consider woodland re-creation in line with historical context within historical landscapes?
- Manage existing trees on historical features – root depth/wind throw.
- Retain and manage existing veteran trees – manage suitable replacements!

Manage public access – erosion/public interest.



Avoid disturbing the ground on or near sites of interest (incl storage of timber/machinery)

- **Harvesting System Choice**

Avoid disturbing the ground on or near sites of interest (incl storage of timber/machinery)

- **Harvesting System Choice**



www.thisnewhouse.wordpress.com



www.blog.machinefinder.com

Avoid disturbing the ground on or near sites of interest (incl storage of timber/machinery)

- **Harvesting System Choice**



www.loggingon.net



www.blog.machinefinder.com

Avoid disturbing the ground on or near sites of interest (incl storage of timber/machinery)

- Harvesting System Cho



www.loggingon.net



www.directindustry.com

Avoid disturbing the ground on or near sites of interest (incl storage of timber/machinery)

- **Harvesting System Cho**



www.loggingon.net



www.directindustry.com

Avoid disturbing the ground on or near sites of interest (incl storage of timber/machinery)

- **Harvesting System Choice**



www.loggingon.net

- Time of year
- Brash mats, bridges, piped crossings
- Planned routes
- Management now for future benefit

- Time of year
- Brash mats, bridges, piped crossings
- Planned routes
- Management now for future benefit



- Time of year
- Brash mats, bridges, piped crossings
- Planned routes
- Management now for future benefit




Identify features on the ground prior to operations commencing, and plan your operations so that they take heed of the features – maps!!



- As part of the management planning process, continual monitoring of the condition of features should occur as well as the recording of new features identified over time.
 - Work with others (statutory agencies, interest groups etc) to inform future works

- Woodland Planning Grant
- Woodland Assessment Grant
- Woodland Management Grant
- Woodland Improvement Grant
- Woodland Regeneration Grant
- Woodland Creation Grant
- Woodfuel Woodland Improvement Grant


WPG Management Plan

(Insert Name of Woodland)

Date (from/to)	
Date of last review [UKWAS 2.1.3]	
Owner/tenant	
Agent/contact	
Signed declaration of tenure rights and agreements to public availability of the plan [UKWAS 1.1.3/1.1.5/2.1.2]	

1 Background information

1.1 Location

Nearest town, village or feature	
Grid reference	
Total area (ha)	

1.2 Description of the woodland

1.3 History of Management

WPG MB Template V5.1 Issued 11.06.22

- 10 Sections
- Vision > implementation
- Can be used to produce 10 year felling approval
- Cat. B Compliant

Area of woodland on the property	Total grant (minimum payment £1000)
First 100 ha	£20 per hectare
Any additional area over 100 ha	£10 per hectare

- To produce an archeological survey/assessment
- Must be used to inform forest/woodland management proposals

Assessment type	Grant rate	Minimum payment
Historic and Cultural Assessment	£5.60 / ha	£300

- Biodiversity enhancements often have the additional beneficial side-effects:
 - Restructuring of woodland can allow you to create open spaces, making use of historical features
 - Veteran tree management can prolong the biodiversity value as well as the cultural value (Savernake)
 - Woodland creation can enhance biodiversity value as well as restore historic landscapes

- Lack of management can lead to the degradation of woodlands in terms of biodiversity, but also of the historic features within them (trees may need to be removed)
- If access, lack of forest inventory or lack of experience producing sales documents for the removal of timber products (not just woodfuel) then the Woodfuel WIG can assist.
- <http://www.forestry.gov.uk/ewgs-wigwoodfuel>

Forestry/woodland management and archaeology do not have to be mutually exclusive. With appropriate planning, woodland management can enhance historical features within and around woodlands.

[Home](#) | [Quick links](#) | [Library](#) | [Help](#)

[About us](#) | [Contact us](#) | [News](#) |



South East and London Area

The South East is the most densely wooded part of England including more than 270,000 hectares of woodland of which more than half are ancient (i.e. have been woodland since at least 1600).

It is also the most populous, with more than 16 million residents. Trees and woods have an immense role in enhancing local landscapes and the wider environment.

Poor markets for wood products over recent decades has resulted in many woods not being actively managed.

However, the growing interest in wood as a renewable and carbon lean fuel and construction material is stimulating a resurgence in woodland management and interest in planting new woods.



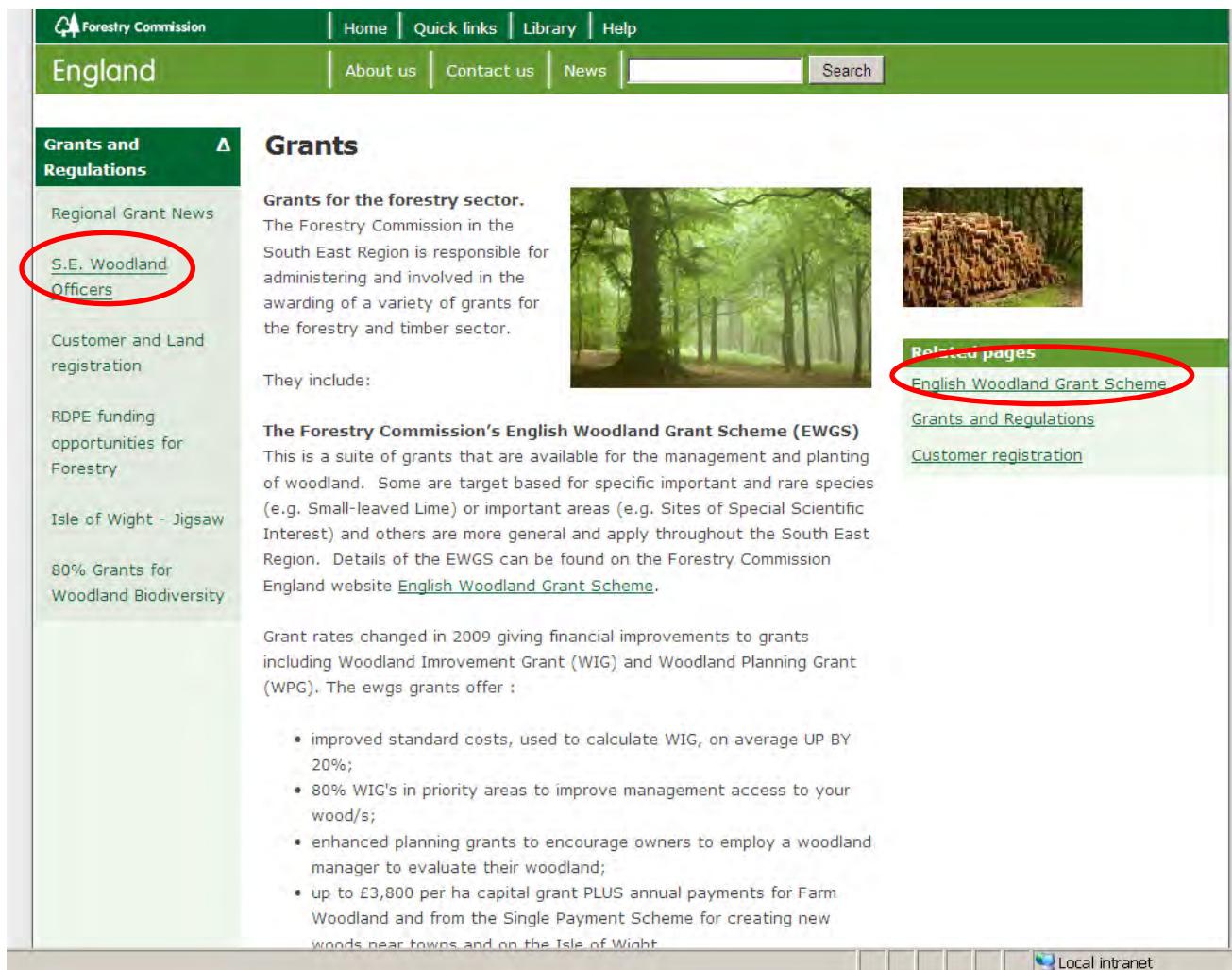
[Visit a local woodland](#)

[Grants](#)

[Plant Health](#)

Chalara dieback of ash

Local intranet



Forestry Commission | Home | Quick links | Library | Help



England | About us | Contact us | News | Search

Grants and Regulations ▲

- Regional Grant News
- S.E. Woodland Officers**
- Customer and Land registration
- RDPE funding opportunities for Forestry
- Isle of Wight - Jigsaw
- 80% Grants for Woodland Biodiversity

Grants

Grants for the forestry sector.
The Forestry Commission in the South East Region is responsible for administering and involved in the awarding of a variety of grants for the forestry and timber sector.

They include:

The Forestry Commission's English Woodland Grant Scheme (EWGS)
This is a suite of grants that are available for the management and planting of woodland. Some are target based for specific important and rare species (e.g. Small-leaved Lime) or important areas (e.g. Sites of Special Scientific Interest) and others are more general and apply throughout the South East Region. Details of the EWGS can be found on the Forestry Commission England website [English Woodland Grant Scheme](#).

Grant rates changed in 2009 giving financial improvements to grants including Woodland Improvement Grant (WIG) and Woodland Planning Grant (WPG). The ewgs grants offer :

- improved standard costs, used to calculate WIG, on average UP BY 20%;
- 80% WIG's in priority areas to improve management access to your wood/s;
- enhanced planning grants to encourage owners to employ a woodland manager to evaluate their woodland;
- up to £3,800 per ha capital grant PLUS annual payments for Farm Woodland and from the Single Payment Scheme for creating new woods near towns and on the Isle of Wight

Related pages

- English Woodland Grant Scheme**
- [Grants and Regulations](#)
- [Customer registration](#)

Local intranet

Grants 

Regional Grant News





S.E. Woodland Officers

Customer and Land registration

RDPE funding opportunities for Forestry

Isle of Wight - Jigsaw

80% Grants for Woodland Biodiversity

S.E. Woodland Officers**Richard Pain - Oxfordshire**Tel: 01296 444409, Mob: 07768 994116 email:
richard.pain@forestry.gsi.gov.uk **Richard Pearce - Buckinghamshire**Tel: 01296 444408, Mob: 07900 136880, email:
richard.pearce@forestry.gsi.gov.uk **Andy Glover - Surrey** (except Tandridge, Reigate & Banstead), **London & East Berkshire** (Bracknell Forest, Reading, Slough, Windsor and Maidenhead, Wokingham) **Hampshire** - (East Hampshire)Tel: 01483 326212, Mob: 07748 180662, email:
andy.glover@forestry.gsi.gov.uk **Jonathan Rau - Hampshire** (North Test Valley, Basingstoke & Deane, Hart & Rushmoor) **& West Berkshire**Tel: 01483 326211, Mob: 07785 316553, email:
jonathan.rau@forestry.gsi.gov.uk **Michael Pittock - Hampshire** (South Test Valley, Winchester, Eastleigh, Southampton, Fareham, Gosport, Portsmouth, Havant, New Forest)Tel: 01483 326203, Mob: 07795 666420, email:
michael.pittock@forestry.gsi.gov.uk 

Forestry Commission
Home | Quick links | Library | Help


England
About us | Contact us | News

Grants and Regulations ▲

Chalara dieback of ash (caused by the fungus *Chalara fraxinea*)


EWGS Terms and Conditions

English Woodland Grant Scheme




Woodfuel Woodland Improvement Grant (Woodfuel WIG)

[Woodfuel Woodland Improvement Grant](#) - with this grant, we support the sustainable production of woodfuel and other timber products.




Woodland Improvement Grant (WIG)

[Woodland Improvement Grant](#) funding backs capital projects such as rhododendron clearance.



Woodland Management Grant (WMG)

A [Woodland Management Grant](#) supports regular management work such as pest control.



Woodland Creation Grant (WCG)

If you are looking to establish new woodland then the [Woodland Creation Grant](#) could help towards the cost.

What's of interest


Chalara dieback of ash (*Chalara fraxinea*)
For information and guidance on this tree disease visit the [Chalara fraxinea page](#).

England's Woodland Management and Climate Change
For advice that is specific to England's woodlands in relation to Climate Change, visit the [England's Woodland Management and Climate Change pages](#).

Woodland Carbon Code
Consider additional carbon income for woodland creation projects: find out more about the [Woodland Carbon Code](#).

Species and Genetic Diversity
For ideas and information, visit the [Species and Genetic Diversity pages](#).

Related documents

 Local intranet

- Any Questions?